



# HYPERPIGMENTATION

PRODUCTS	RECOMMENDED ESSENTIALS	FOR A CLIENT ON A BUDGET
<p><b>CLEANSERS</b>  <b>For normal skin</b>                      UltraCleanse</p> <p><b>For sensitive skin</b>                      BioCleanse</p> <p><b>SERUMS</b>  <b>Essential daily actives</b>                      Ultimate A                      Vitamin B                      Pure C Crystals <i>or</i> Suprema- C</p> <p><b>Target actives</b>                      EnLighten (skin brightening serum)</p> <p><b>MOISTURISERS</b>                      ÜberZinc (moisturiser with 21% zinc oxide)                      ReClaim (anti-ageing moisturiser)</p> <p><b>FACIAL SPRAY</b>                      Enviroshield (pollution &amp; Infrared defence spritz)</p> <p><b>MAKE UP</b>                      Synergie Minerals Make Up</p> <p><b>SKINCARE KIT</b>                      A-Zinc Essentials Kit                      Daily Delivery Kit</p> <p><b>ADDITIONAL CARE:</b></p> <p><b>HOME CARE</b>                      Rejuvaderm Home Roller</p> <p><b>CLINICAL TREATMENTS</b>                      Transdermal Infusion (with ReVeal and EnLighten)                      Enzyme Hydropeel                      Lactic and Salicylic Peels</p>	<ul style="list-style-type: none"> <li>• UltraCleanse/BioCleanse</li> <li>• Ultimate A</li> <li>• Vitamin B</li> <li>• Pure C Crystals* <i>or</i> Suprema- C</li> <li>• EnLighten</li> <li>• ReVeal</li> <li>• ÜberZinc</li> <li>• ReClaim</li> <li>• Rejuvaderm Home Roller</li> <li>• Enviroshield</li> </ul> <p><i>* It is recommended to use ReVeal (exfoliating serum) to dissolve Pure C crystals.</i></p>	<ul style="list-style-type: none"> <li>• UltraCleanse/BioCleanse</li> <li>• Vitamin B</li> <li>• EnLighten</li> <li>• ÜberZinc</li> </ul>

KEY

- For all skin types
- For ageing skin

- For Rosacea / sensitive skin
- For hyperpigmentation/ Melasma

- For oily/ acneic skin
- For dry skin
- For pre/ post treatment



# HYPERPIGMENTATION DAILY REGIMEN

## DAILY ROUTINE FOR HYPERPIGMENTATION

### AM

- Step 1 | Cleanse with **UltraCleanse/BioCleanse**
- Step 2 | If tolerated, roll using the **Rejuvaderm Home Roller** to increase penetration of active ingredients.
- Step 3 | Apply Pure C with ReVeal **QR** one pump of **Suprema-C** serum. For **Pure C crystals** mix the crystals with **ReVeal** (1 part crystals to 4 parts serum)
- Step 4 | Apply one pump of **EnLighten** serum focusing on pigmented areas
- Step 5 | Pat **ÜberZinc** moisturiser over the face or apply one pump of **ReClaim** and follow with **Synergie Minerals foundation**

### PM

- Step 1 | Cleanse with **UltraCleanse/BioCleanse**
- Step 2 | If tolerated, roll using the **Rejuvaderm Home Roller** to increase penetration of active ingredients.
- Step 3 | Apply one pump of **Ultimate A** over face and neck
- Step 4 | Apply one pump of **Vitamin B** over face and neck
- Step 5 | Apply **EnLighten** serum over face and neck
- Step 6 | Apply **ReClaim** moisturiser over face and neck

## DAILY ROUTINE FOR HYPERPIGMENTATION ON A BUDGET



### AM



- Step 1 | Cleanse with **UltraCleanse/BioCleanse**
- Step 2 | Apply onto skin one pump of **EnLighten** serum
- Step 3 | Apply **ÜberZinc** over face and neck




### PM

- Step 1 | Cleanse with **UltraCleanse/BioCleanse**
- Step 2 | Apply onto skin one pump of **EnLighten** serum
- Step 3 | Apply onto skin one pump of **Vitamin B** serum

#### KEY

-  For all skin types
-  For ageing skin

-  For Rosacea / sensitive skin
-  For hyperpigmentation/ Melasma

-  For oily/ acneic skin
-  For dry skin
-  For pre/ post treatment