

ACNE

PRODUCTS	RECOMMENDED ESSENTIALS	FOR A CLIENT ON A BUDGET
<p>CLEANSERS UltraCleanse</p> <p>ASTRINGENT EvaPore-8 (Pore refining tonic)</p> <p>SERUMS Essential daily actives Ultimate A Vitamin B Pure C Crystals ReVeal (AHA/BHA exfoliating serum)</p> <p>Target actives Blem-X (blemish control serum) In-B-Teen (B3 teen serum)</p> <p>MOISTURISERS ÜberZinc (moisturiser with 21% oxide) HydroGel (light hydrating moisturiser) B-Juvenate (Vitamin B3 body lotion)</p> <p>FACIAL SPRAY Enviroshield (pollution & Infrared defence spritz)</p> <p>MAKE UP Synergie Minerals Make Up</p> <p>SKINCARE KIT Anti-Blemish Kit</p> <p>ADDITIONAL CARE:</p> <p>EXFOLIATION MediScrub (mineral scrub)</p> <p>SPRAYS BAcne (body acne spray)</p> <p>CLINICAL TREATMENTS Transdermal Infusion Detox Antiox Mask Enzyme Hydropeel Lactic and Salicylic Peels</p>	<ul style="list-style-type: none"> • UltraCleanse • EvaPore-8 • Ultimate A • Vitamin B • Blem-X • ReVeal • ÜberZinc • HydroGel • Enviroshield 	<ul style="list-style-type: none"> • UltraCleanse • Vitamin B • Blem-X • ReVeal • HydroGel • Synergie Minerals • Second Skin Crush

KEY

● For all skin types

● For ageing skin

● For Rosacea / sensitive skin

● For hyperpigmentation/ Melasma

● For oily/ acneic skin

● For dry skin

● For pre/ post treatment



ACNE DAILY REGIMEN

DAILY ROUTINE FOR ACNE/OILY SKIN

AM

- Step 1 | Cleanse with **UltraCleanse**
- Step 2 | Apply **EvaPore-8** to a clean cotton pad and wipe an even layer thoroughly over the face
- Step 3 | Apply one pump of **ReVeal** avoiding the eye area
- Step 4 | Apply **Blem-X** serum as a spot treatment on inflamed, congested areas.
- Step 5 | Pat one pump of **ÜberZinc** moisturiser over the face or **HydroGel** and **Synergie Minerals Second Skin Crush Loose Minerals**

PM

- Step 1 | Cleanse with **Ultracleanse**
- Step 2 | Apply **EvaPore-8** to a clean cotton pad and wipe an even layer thoroughly over the face
- Step 3 | Apply one pump of **Ultimate A** serum over face and neck
- Step 4 | Apply one pump of **Vitamin B** serum over face and neck
- Step 5 | Apply **Blem-X** serum sparingly as a spot treatment on inflamed, congested areas
- Step 6 | Apply one pump of **HydroGel** moisturiser

DAILY ROUTINE FOR ACNE/OILY SKIN ON A BUDGET



AM



- Step 1 | Cleanse with **Ultracleanse**
- Step 2 | Apply one pump of **ReVeal** avoiding the eye area
- Step 3 | Apply one pump of **Blem-X** serum sparingly as a spot treatment on inflamed, congested areas
- Step 4 | Apply one pump of **HydroGel** moisturiser
- Step 5 | Apply **Synergie Minerals Second Skin Crush Loose Minerals**




PM

- Step 1 | Cleanse with **UltraCleanse**
- Step 2 | Apply onto skin one pump of **Ultimate A** serum
- Step 3 | Apply onto skin one pump of **Vitamin B** serum
- Step 4 | Apply one pump of **Blem-X** serum sparingly as a spot treatment on inflamed, congested areas
- Step 5 | Apply one pump of **HydroGel** moisturiser

KEY

-  For all skin types
-  For ageing skin

-  For Rosacea / sensitive skin
-  For hyperpigmentation/ Melasma

-  For oily/ acneic skin
-  For dry skin
-  For pre/ post treatment